



HydroGeo

Ingegneria per l'Ambiente ed il Territorio

Studio Tecnico Associato Ingg. G. Gazzini, T. Staiano

AZIENDA CON SISTEMA DI GESTIONE  
PER LA QUALITÀ CERTIFICATO DA DNV  
= UNI EN ISO 9001:2008 =

Via Cardinal Latino, 20

50126 Firenze

Tel/Fax 055 65 87 050

e-mail info@studiohydrogeo.it

# STUDIO IDROLOGICO IDRAULICO DI SUPPORTO AL REGOLAMENTO URBANISTICO DEL COMUNE DI SAN CASCIANO AI SENSI DEL REGOLAMENTO DI ATTUAZIONE 27/04/2007 N.26/R DELL'ART. 62 DELLA LEGGE REGIONALE 1/2005

## CORSO D'ACQUA: TORRENTE PESA

TAVOLA

# 9

### LIBRETTO SEZIONI FLUVIALI CON TR 20 - 30 200 - 500 ANNI TORRENTE PESA IN LOCALITA' CERBAIA

SCALA: Varie

COMMITTENTE:



Comune di San Casciano in Val di Pesa

Via Machiavelli 56 - 50026 - San Casciano in Val di Pesa (FI)

PROGETTISTI:

ING. GIACOMO GAZZINI

DOTT. GEOL. ALESSANDRO MURRATZU

PROGETTO

L 3 5 0

LOTTO

0 1

FASE

S 0 3

DOC

D

ELABORATO

0 0 9

REV

A

REV.

DATA EMISSIONE

REDATTO

VERIFICATO

APPROVATO

A

Ottobre 2011

G.Gazzini

G.Gazzini

G.Gazzini

*Torrente Pesa*

Libretto Sezioni con Livelli Idrometrici

TR = 20 , 30, 200, 500 anni



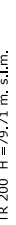
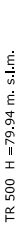
con durata critica Torrente Pesa





SEZIONE N° 01261\_\_11

**LEGENDA:**

- TR 20 H = 79.19 m. s.l.m. 
- TR 30 H = 79.28 m. s.l.m. 
- TR 200 H = 79.71 m. s.l.m. 
- TR 500 H = 79.94 m. s.l.m. 

SCALA DISTANZE 1:500  
SCALA QUOTE 1:500



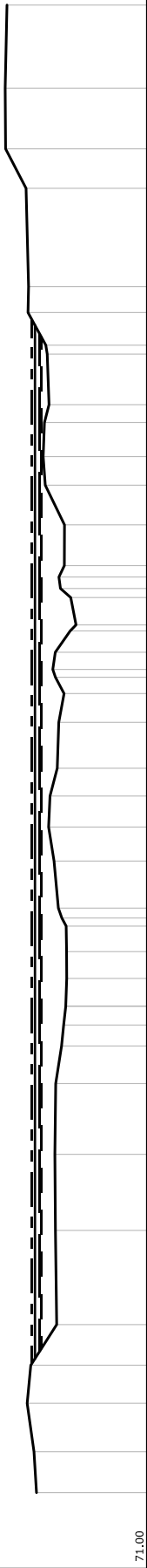
PUNTI	1	2	3	4	5	6	7	8	9	10	11	12	13	14	15	16	17	18	19	20	21	22	23	24	25	26	27	28	29	30	31	32	33	34	35	36	37	38	39	40											
QUOTE [m s.l.m.]	79.43	79.53	79.37	78.52	78.35	78.26	78.82	78.61	78.35	78.41	78.39	44.41	78.02	77.65	77.35	77.38	77.36	77.28	53.66	56.98	78.32	78.24	64.79	78.32	78.72	78.71	74.73	78.73	78.27	82.75	78.29	78.39	77.81	95.86	98.97	99.88	77.16	102.26	77.38	104.31	77.21	106.08	78.43	108.94	78.50	114.52	78.56	118.01	79.37	119.84	81.20
DISTANZE PROGRESSIVE [m]	0.00	5.09	8.80	12.33	17.20	20.40	23.27	25.93	31.22	35.39	40.84	44.41	45.25	47.33	49.30	51.32	52.64	53.66	56.98	60.15	64.79	68.95	71.07	74.73	78.35	82.75	89.75	93.18	95.86	98.97	99.88	102.26	104.31	106.08	108.94	114.52	118.01	119.84													
DISTANZE PARZIALI [m]		5.09	3.71	3.53	4.87	3.20	2.87	2.66	5.29	4.17	5.45	3.57	78.02	77.65	77.35	77.38	77.36	77.28	3.03	3.17	4.64	4.16	3.66	4.00	4.02	7.00	3.43	2.68	3.11	2.86	5.58	3.49																			

SEZIONE N° 01255\_\_11

LEGENDA:

- TR 20 H = 79.02 m. s.l.m. ————
- TR 30 H = 79.11 m. s.l.m. ————
- TR 200 H = 79.49 m. s.l.m. ————
- TR 500 H = 79.71 m. s.l.m. - - - - -



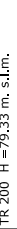
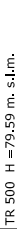
SCALA DISTANZE 1:500  
SCALA QUOTE 1:500

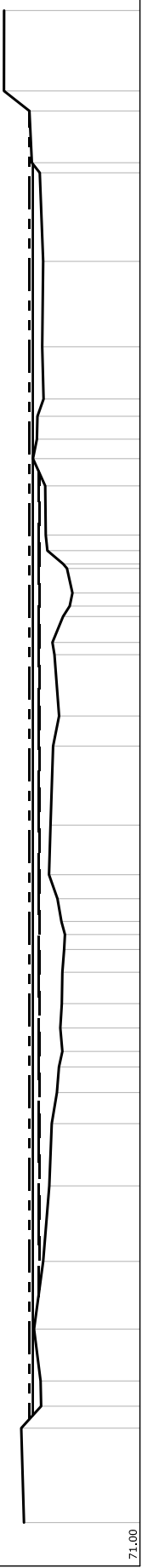


PUNTI	1	2	3	4	5	6	7	8	9	10	11	13	14	15	16	17	18	19	20	21	22	23	24	26	27	29	30	32	33	34	35	36	37	38	39	40	41	42	43	44	45											
QUOTE [m s.l.m.]	79.37	79.56	80.08	79.81	77.84	77.93	77.97	77.91	77.47	77.31	77.15	77.08	41.02	42.96	44.32	77.71	78.04	78.45	78.34	77.79	77.68	77.28	77.93	77.94	63.72	65.34	67.27	76.77	77.55	77.67	69.43	70.29	73.38	77.24	78.71	78.86	78.77	81.14	82.50	78.66	78.42	87.00	86.33	89.48	79.98	91.45	80.17	101.90	81.72	106.49	81.75	112.80
DISTANZE PROGRESSIVE [m]	0.00	3.10	6.77	9.66	12.74	19.88	25.65	31.02	33.86	35.45	36.87	38.99	41.02	42.96	44.32	77.71	78.04	78.45	78.34	77.79	77.68	77.28	77.93	77.94	63.72	65.34	67.27	76.77	77.55	77.67	69.43	70.29	73.38	77.24	78.71	78.86	78.77	81.14	82.50	78.66	78.42	87.00	86.33	89.48	79.98	91.45	80.17	98.90	101.90	106.49	112.80	
DISTANZE PARZIALI [m]	3.10	3.67	2.89	3.08	7.14	5.77	5.37	2.84	2.58	3.48	3.57	2.58	3.48	3.09	3.01	2.58	3.83	2.48	7.45	3.00	4.59	6.31																														

SEZIONE N° 01250\_\_11

LEGENDA:

- TR 20 H = 78.81 m. s.l.m. 
- TR 30 H = 78.89 m. s.l.m. 
- TR 200 H = 79.33 m. s.l.m. 
- TR 500 H = 79.59 m. s.l.m. 



SCALA DISTANZE 1:500  
SCALA QUOTE 1:500


PUNTI	2	3	4	5	6	7	8	9	10	11	12	13	14	15	16	17	18	19	20	21	22	23	24	25	26	27	28	29	30	31	32	33	34	35	36	37	38	39	40	41	42	43	44																							
QUOTE [m s.l.m.]	80.02	80.23	80.68	78.73	79.23	78.52	78.05	77.86	77.46	77.03	77.19	77.07	46.42	77.03	48.85	50.62	76.89	77.11	51.78	76.83	52.80	77.11	54.57	77.41	78.07	77.95	60.28	77.75	77.29	77.65	74.48	77.52	76.49	76.98	76.46	77.30	76.25	80.22	76.67	82.82	78.32	78.37	86.64	78.37	88.75	79.32	90.27	79.01	92.05	78.97	93.39	78.49	97.44	78.60	104.08	78.52	110.96	78.79	111.74	79.40	115.76	79.59	117.32	81.57	123.56	81.56
DISTANZE PROGRESSIVE [m]	6.10	13.44	15.14	17.10	21.13	26.39	32.26	37.09	39.51	41.50	42.70	44.52	46.42	48.85	50.62	52.80	54.57	56.43	58.07	60.28	66.42	68.76	77.65	74.48	76.49	76.98	76.46	77.30	76.25	80.22	82.82	86.64	88.75	90.27	92.05	93.39	97.44	104.08	110.96	111.74	115.76	117.32	123.56																							
DISTANZE PARZIALI [m]	7.34	4.03	5.26	5.87	4.83	2.42	2.43	3.85	6.14	4.76	3.82	4.05	6.64	6.88	4.02	6.24																																																		








SEZIONE N° 01236\_\_11

LEGENDA:

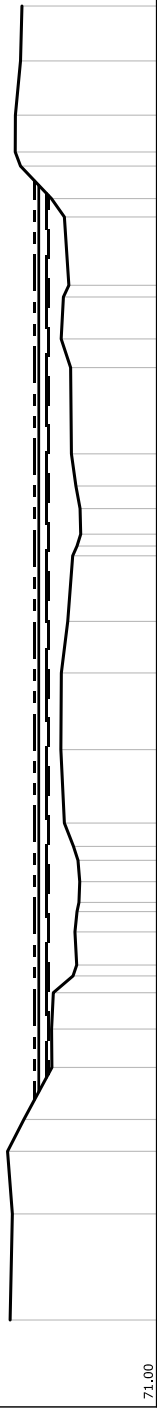
TR 20 H = 78.17 m. s.l.m. 

TR 30 H = 78.28 m. s.l.m. 

TR 200 H = 78.79 m. s.l.m. 

TR 500 H = 79.06 m. s.l.m. 

SCALA DISTANZE 1:500  
SCALA QUOTE 1:500



PUNTI	1	2	3	4	5	6	7	8	9	10	11	12	13	14	15	16	17	18	19	20	21	22	23	24	25	26	27	28	29	30	31	32	33	34	35	36
QUOTE [m s.l.m.]	80.68	80.54	80.85	79.77	77.92	77.94	77.83	76.82	76.52	76.40	76.26	76.13	76.08	76.20	76.49	77.10	77.33	77.30	76.87	76.25	76.02	76.06	76.33	76.63	76.68	77.31	72.16	68.42	72.94	77.10	77.95	80.00	80.35	80.34	80.00	79.90
DISTANZE PROGRESSIVE [m]	0.00	7.02	11.15	13.26	16.70	19.24	21.64	22.76	23.47	25.67	27.81	28.99	30.40	31.32	32.86	37.72	42.79	46.20	51.18	51.97	53.66	55.15	57.28	62.99	64.88	67.65	72.94	74.16	76.31	77.24	79.68	83.26	86.89			
DISTANZE PARZIALI [m]		7.02	4.13	3.44	2.54	2.40	2.86	2.31	2.77	2.82	2.82	2.82	2.82	2.82	2.82	4.86	5.07	3.41	4.34	4.52	4.52	5.71	2.77	2.44	2.44	2.77	4.52	2.44	2.44	2.44	3.58	3.63				



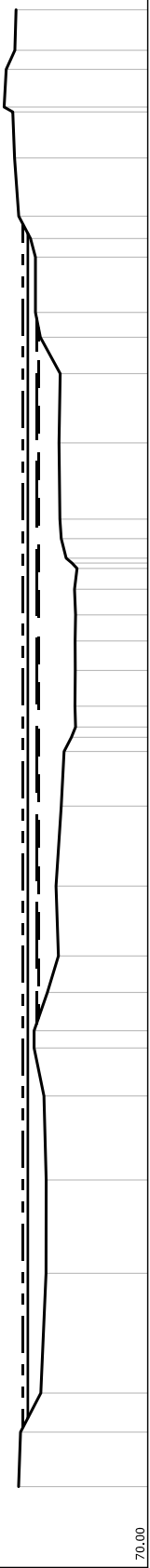


SEZIONE N° 01218\_\_11

LEGENDA:

- TR 20 H = 77.75 m. s.l.m.
- TR 30 H = 77.89 m. s.l.m.
- TR 200 H = 78.51 m. s.l.m.
- TR 500 H = 78.84 m. s.l.m.

SCALA DISTANZE 1:500  
SCALA QUOTE 1:500



PUNTI	1	2	3	4	5	6	7	8	9	10	11	12	13	14	15	16	17	18	19	20	21	22	23	24	25	26	27	28	29	30	31	32	33	34	35	36	37	38							
QUOTE [m s.l.m.]	79.17	79.03	77.59	77.22	77.21	77.37	78.06	78.06	77.12	76.34	76.51	76.14	75.94	75.12	75.16	75.14	75.15	75.12	61.94	63.76	75.20	75.02	75.79	75.02	68.75	74.17	79.09	81.67	77.62	77.97	83.44	87.36	88.69	78.32	77.97	90.28	79.15	94.41	79.45	97.68	80.04	100.71	102.07	79.43	79.35
DISTANZE PROGRESSIVE [m]	0.00	3.87	6.64	15.15	21.79	27.76	31.17	32.39	35.11	37.71	42.67	48.35	52.24	55.94	55.46	58.00	60.09	61.94	63.76	65.25	65.98	67.36	68.75	74.17	79.09	81.67	83.44	87.36	88.69	90.28	94.41	97.68	100.71	102.07	104.94										
DISTANZE PARZIALI [m]	3.87	2.77	8.51	6.64	5.97	3.41	2.72	2.60	4.96	5.68	3.89	2.54	4.92	2.58	3.92	4.13	3.27	2.68	2.87																										

SEZIONE N° 01210\_\_11

LEGENDA:

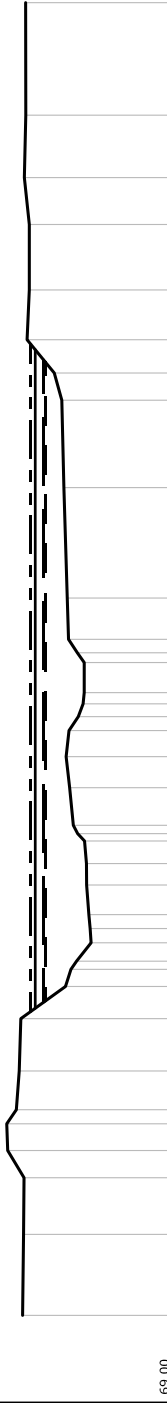
TR 20 H = 77.44 m. s.l.m.

TR 30 H = 77.55 m. s.l.m.

TR 200 H = 78.08 m. s.l.m.

TR 500 H = 78.37 m. s.l.m.

SCALA DISTANZE 1:500  
SCALA QUOTE 1:500



PUNTI	1	2	3	4	5	6	7	8	9	10	11	12	13	14	15	16	17	18	19	20	21	22	23	24	25	26	27	28	29	30	31	32	33	34	35	36	37	38											
QUOTE [m s.l.m.]	78.92	78.85	78.82	79.90	79.96	12.67	79.33	79.14	79.03	76.08	75.72	74.39	74.45	26.50	74.53	74.68	74.69	74.82	74.82	75.56	74.82	74.92	74.84	75.23	39.59	41.18	40.44	44.37	44.70	75.88	75.80	75.96	47.43	75.96	76.19	54.74	60.51	62.31	76.82	78.62	78.47	67.81	78.47	72.14	78.80	75.24	79.36	78.71	78.72
DISTANZE PROGRESSIVE [m]	0.00	5.35	9.10	10.90	12.67	16.16	19.62	21.75	22.88	24.64	25.58	26.50	28.46	29.88	31.37	32.40	34.89	36.95	38.67	39.59	41.18	44.37	44.70	47.43	54.74	60.51	62.31	64.52	67.81	72.14	75.24	79.36	86.80																
DISTANZE PARZIALI [m]		5.35	3.75	2.56	3.46	2.56	3.46	2.49	2.73	7.31	5.77	3.29	4.33	3.10	4.12	7.44																																	

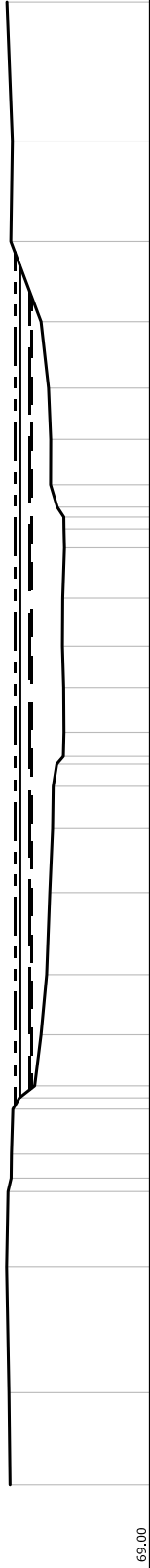


SEZIONE N° 01198\_\_11

LEGENDA:

- TR 20 H = 76.99 m. s.l.m. ————
- TR 30 H = 77.12 m. s.l.m. ————
- TR 200 H = 77.80 m. s.l.m. ————
- TR 500 H = 78.16 m. s.l.m. - - - -

SCALA DISTANZE 1:500  
SCALA QUOTE 1:500




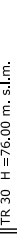
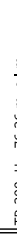

PUNTI	1	2	3	4	5	6	7	8	9	10	11	12	13	14	15	17	18	19	20	21	22	23	24	25	26	27	28	29	30	31
QUOTE [m s.l.m.]	78.47	78.55	78.71	78.61	78.40	78.38	78.28	77.84	76.80	76.37	75.98	75.77	75.58	75.54	75.30	74.81	74.83	74.92	74.90	74.78	74.81	74.82	75.27	75.72	75.71	75.86	76.37	78.42	78.31	78.68
DISTANZE PROGRESSIVE [m]	0.00	6.24	14.74	19.88	20.79	22.42	25.46	26.23	27.04	30.50	34.58	40.13	44.47	47.34	48.85	51.00	54.03	56.84	60.09	63.50	64.54	65.58	66.53	67.78	70.86	74.33	78.83	84.27	91.07	100.49
DISTANZE PARZIALI [m]		6.24	8.50	5.14		3.04	3.46	4.08	5.55	4.34	2.87					3.03	2.81	3.25	3.41					3.08	3.47	4.50	5.44	6.80	9.42	



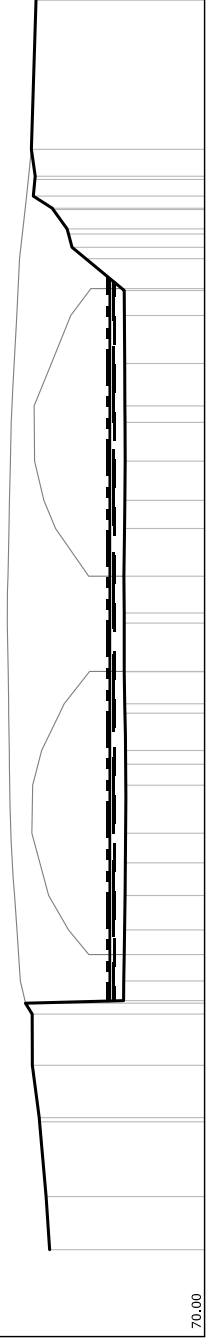


SEZIONE N° 01196PC11

LEGENDA:

- TR 20 H = 75.96 m. s.l.m. 
- TR 30 H = 76.00 m. s.l.m. 
- TR 200 H = 76.26 m. s.l.m. 
- TR 500 H = 76.40 m. s.l.m. 

SCALA DISTANZE 1:500  
SCALA QUOTE 1:500



PUNTI	
1	80.24
2	80.48
3	80.91
5	81.39
6	81.80
7	81.80
8	81.80
9	81.80
10	75.31
12	75.29
13	75.26
14	75.23
15	75.22
16	75.21
17	75.21
18	75.23
19	75.28
20	75.27
21	75.31
24	75.31
25	75.31
26	75.33
28	75.29
29	75.27
30	75.25
31	75.26
32	75.27
33	75.28
34	75.30
35	75.31
36	75.31
37	75.31
38	75.31
39	75.31
40	75.31
41	75.31
42	75.31
43	75.31
44	75.31
45	75.31
46	75.31
47	75.31
48	75.31

QUOTE [m s.l.m.]
82.62
81.14
81.45
72.76
69.67
81.32
80.01
68.78
79.16
67.16
66.28
78.95
75.53
63.43
61.77
75.30
58.60
75.28
55.80
75.27
54.71
75.26
52.14
75.25
49.55
75.27
47.69
75.29
44.53
75.33
42.10
75.31
41.43
75.31
38.22
75.31
36.10
75.28
35.47
75.27
33.01
75.21
30.71
75.21
27.54
75.22
25.58
75.23
23.42
75.26
21.14
75.29
19.51
75.31
17.77
75.34
16.36
75.38
15.56
81.80
12.19
81.39
8.46
80.91
3.51
80.48
0.00
80.24

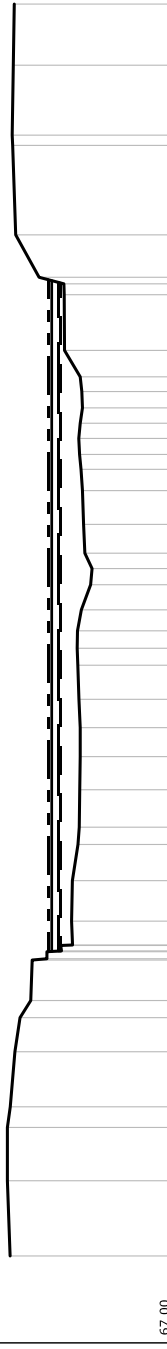
DISTANZE PARZIALI [m]	
3.51	4.95
3.46	3.39
3.17	2.46
3.19	2.43
3.16	3.16
2.59	2.57
2.80	2.80
3.17	3.17
9.86	9.86

SEZIONE N° 01191\_\_\_11

LEGENDA:

- TR 20 H = 74.42 m. s.l.m.
- TR 30 H = 74.51 m. s.l.m.
- TR 200 H = 74.99 m. s.l.m.
- TR 500 H = 75.23 m. s.l.m.

SCALA DISTANZE 1:500  
SCALA QUOTE 1:500



PUNTI	1	2	3	4	5	6	7	8	12	14	15	16	17	18	19	20	21	22	23	24	25	26	27	28	29	30	31	32	33	34	35	36	37	38	39	40	41	42	44	45	46									
QUOTE [m s.l.m.]	77.74	77.92	77.92	77.73	77.43	77.09	76.38	76.28	74.40	73.68	73.63	73.25	73.17	73.14	73.11	73.11	73.19	73.26	73.31	73.29	73.03	72.42	72.32	72.80	46.47	72.88	72.96	73.05	73.15	73.20	73.11	55.07	73.11	56.08	72.96	73.00	57.16	73.11	58.14	73.11	59.88	74.14	74.16	74.19	77.60	77.57	77.60	78.74	77.53	77.47
DISTANZE PROGRESSIVE [m]	0.00	4.97	8.50	9.86	13.50	15.76	16.89	20.53	22.14	24.82	27.21	28.35	30.83	33.02	34.94	36.81	39.06	40.18	41.34	42.72	44.39	45.46	46.47	48.38	50.61	52.02	53.00	54.06	55.07	56.08	57.16	58.14	59.88	63.56	64.28	67.52	67.37	72.44	72.57	73.44	74.12	78.74	82.78							
DISTANZE PARZIALI [m]	4.97	3.53	3.64	2.68	2.68	2.48	2.68	2.68	3.68	2.80	5.92	4.62	4.04																																					















